


# Installation Guide

Picture 1



Parts List: as the picture shows, A\*47, B\*94, C\*141, D\*141, E\*141, F\*141, G\*4.

Picture 2




Step 1: Install the smoke gray crystal A in the middle of the outer layer first.

Picture 3




Step 2: Then install the upper and lower clear crystal B on the outer layer.

Picture 4



Step 3: Then install the upper and lower layers of clear crystal B inside.

Picture 5



Step 4: Then install the inner soot crystal A in the middle.

Picture 6



Completion.